


Finds the total number of items in two groups by counting all of them. (M: N: 40–60)




How Many Spots?

Roll the dice and count the spots. Add that number of counters to the blank side of the ladybird to make spots. How many spots are there altogether?

twinkl.com

Finds the total number of items in two groups by counting all of them. (M: N: 40–60)




How Many Spots?

Roll the dice and count the spots. Add that number of counters to the blank side of the ladybird to make spots. How many spots are there altogether?

twinkl.com

Finds the total number of items in two groups by counting all of them. (M: N: 40–60)



How Many Spots?

Roll the dice and add that number of counters to the blank side of the ladybird to make spots. How many spots are there altogether? Can you find a way to record your number sentence?

twinkl.com

Finds the total number of items in two groups by counting all of them. (M: N: 40–60)

Questions to Extend and Deepen Understanding

While the children are completing the challenge, you may like to ask them the following questions:

- How many spots does the ladybird have on each side?
- How could you find out how many spots the ladybird has altogether?
- Can you show me how you found the total?
- Can you explain how you recorded your number sentence?

twinkl.com

Challenge Set-Up Instructions

1. Print and laminate the challenge cards and lay them out on a table in the maths challenge area.
2. Provide a container of counters, which will become ladybird spots. You may wish to use black counters.
3. Place a dice on the table alongside the counters.
4. Place a whiteboard and pen or paper and pencil on the table for the orange chilli challenge.
5. The questions used within the chilli challenges will deepen mathematical understanding and help to develop mastery of counting.